

Dear Grade 5 Mathematicians,



We are finishing up **Unit 4** and preparing to show what we learned over the past several weeks. Throughout the unit, we focused on mastering many important skills. To practice these skills, please login to your online SRB (Student Reference Book) to review the **examples** and **Check Your Understanding** problems listed below. Be sure to check the answers in the answer key at the back of the SRB!

Skill	Example	Check your Understanding
*Read and write decimals in words, numbers, and expanded form.	Pgs. 116-118	Pgs. 117, 120
*Compare decimals.	Pgs. 121-123	Pg. 123
*Round decimals.	Pgs. 124-126	Pg. 127
*Plot points on a coordinate grid and use the grid to answer questions.	Pg. 275	
*Shade grids to + and - decimals.	Pgs. 128-129	
*Use algorithms to + and - decimals.	Pgs. 130-132	Pg. 132

Mathematically Yours,
The Grade 5 Team



5th Grade Unit 4 Review

NAME:

1. Write the decimal in words.

0.2

6.27

7.864

2. Write the decimal using numerals.

twenty-one and eleven hundredths

three hundred sixty-four thousandths

six and eight hundredths

3. Make the following changes to the number 3.562:

Make the 3 worth $\frac{1}{1,000}$ as much.

Make the 2 worth 10 times as much.


Make the 5 worth 10 times as much.

Make the 6 worth 10 times as much.

Write the new number.


Write the new number in words.

8. Shade the grid in one color to show the first addend.
Shade the grid in a second color to show the second addend.
Write the sum to complete the number sentence.



$$0.15 + 0.19 = \underline{\quad}$$

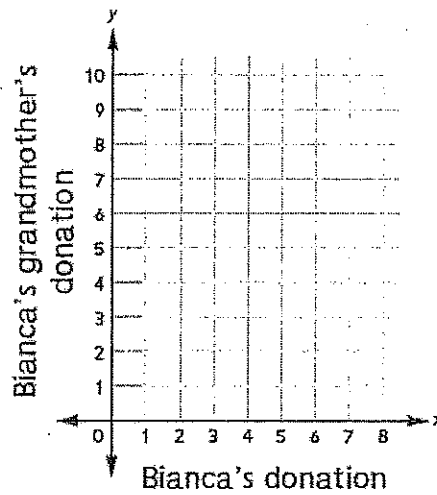
9. Shade the grid to show the starting number.
Cross out or shade darker to show the number being taken away.
Write the difference to complete the number sentence.



$$0.32 - 0.19 = \underline{\quad}$$

10. Bianca is donating money to a disaster relief fund. Her grandmother has agreed to donate three dollars more than Bianca donates. The table below shows some of the possible amounts of money they may donate.

Bianca's donation (x)	Bianca's grandmother's donation (y)
3	6
4	7
5	8
6	9
7	10



- a. Write the data in the table above as ordered pairs.
- b. Plot the ordered pairs as points and use a straightedge to connect them.
11. Make an estimate. Then solve and show your work.
Use your estimate to check that your answer makes sense.

$$3.9 + 6.4 = \underline{\quad}$$

Estimate:

12. Make an estimate. Then solve and show your work.
Use your estimate to check that your answer makes sense.

$$5.56 - 2.62 = \underline{\quad}$$

Estimate:

4. Write *greater than*, *equal to*, or *less than* to make a true number sentence.

0.364 is 0.298

3.82 is 3.820

5. Shade the thousandths grid to represent the decimal.
Then write the decimal in expanded form.

0.232

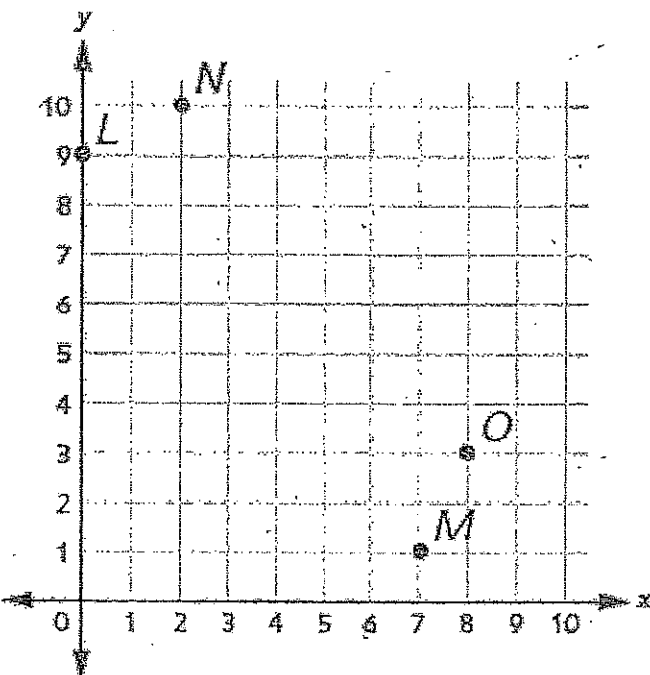
Expanded form:

6. Round each number to the place listed.

Start number	Nearest hundredth	Nearest tenth	Nearest whole number
5.312			
2.695			
1.927			

Explain how you rounded 2.695 to the nearest hundredth.

7. Write the ordered pair for each point shown on the coordinate grid below.



L: (

M: (

N: (

O: (